




## STEPS TO SHOWCASE YOUR DIGITAL ART ON OUR MARKETPLACE



### STEP 1.) REGISTER YOUR ACCOUNT

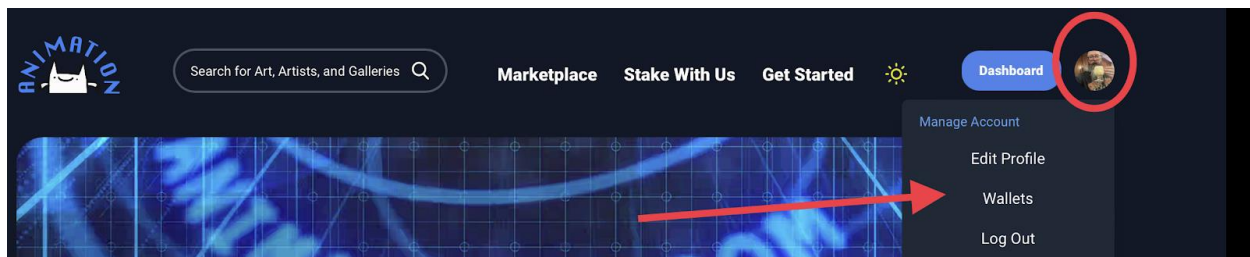
UPON APPROVAL OF YOUR DIGITAL ART, YOU CAN PROCEED TO UPLOAD YOUR ART WITH US.

- Please provide us a URL or social media links to view your digital art online

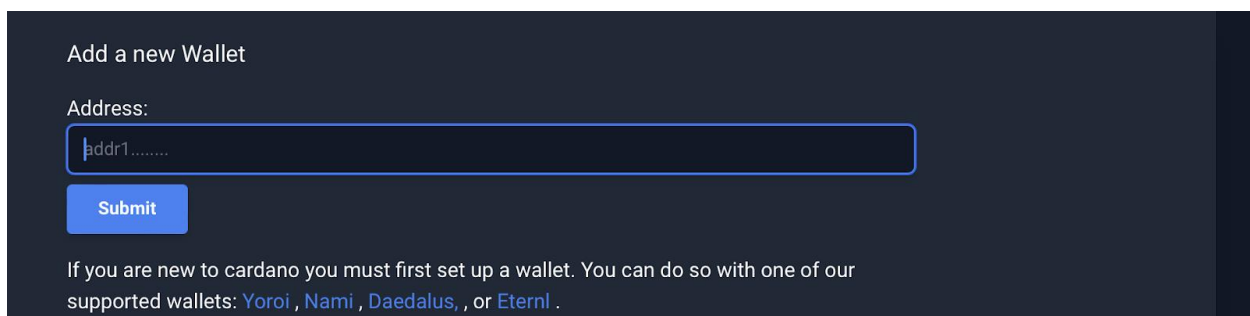
### STEP 2.) SET UP YOUR E-WALLET

#### MANAGE ACCOUNT

- CLICK ON WALLETS



Connect to our supported wallets: [Yoroi](#), [Nami](#), [Daedalus](#) or [Eternl](#) to collect funds and/or sell your NFT art online.

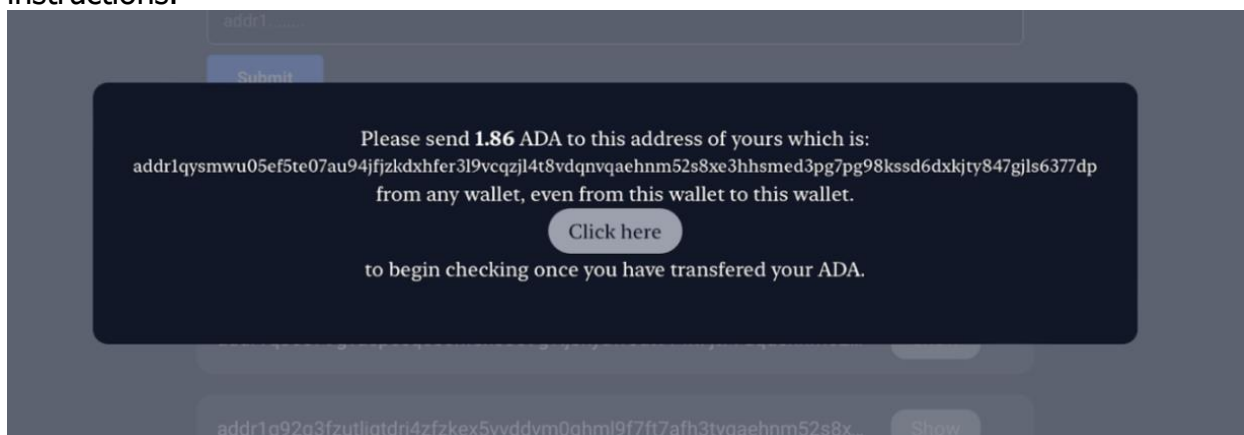


[Nami or Yoroi](#) e-wallets selected in your browser a link will show up easily add your wallet. Otherwise add your receiving address from your wallet here and click submit.

### STEP 3.) VERIFY YOUR IDENTITY BY YOUR OWN ACCOUNT SOME ADA

Verify your receiving address by sending a little bit of ADA from yourself to yourself. This amount is random amount and anywhere between 1 and 2 ADA. Please click on the verify link on your address (if the button says show, your address is already verified)

Next you should see this POP UP screen with DETAILS of the block chain and instructions.

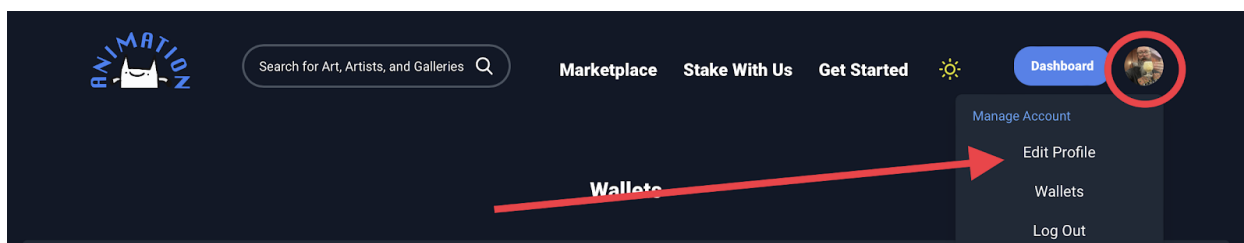


Once you have sent the ADA to your DIGITAL WALLET address from any address including the same wallet CLICK the button that says “CLICK HERE” and it will periodically check to make sure that the transaction went through and once it sees that exact amount of ADA it will verify your wallet.

Once your DIGITAL WALLET is verified, it is time to set up your USER PROFILE.

### STEP 4.) SET UP YOUR PROFILE

On the [Edit Profile](#) link under your profile image in the upper right corner.



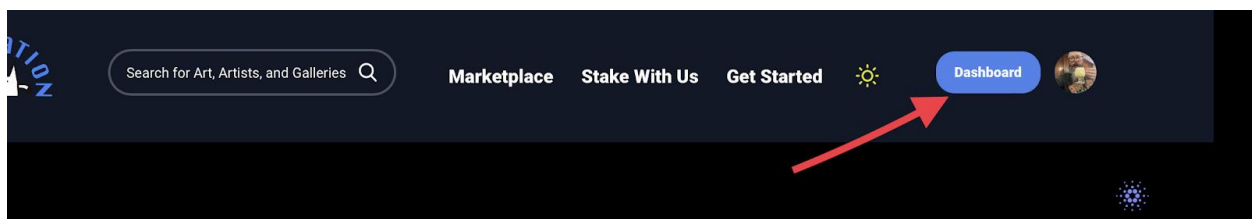
You should add a profile picture, make sure that your name and username is set. You can also change your background header cover at this interface also.

You should also set a bio about yourself. this bio accepts HTML and you can set links to your other profiles on other sites.

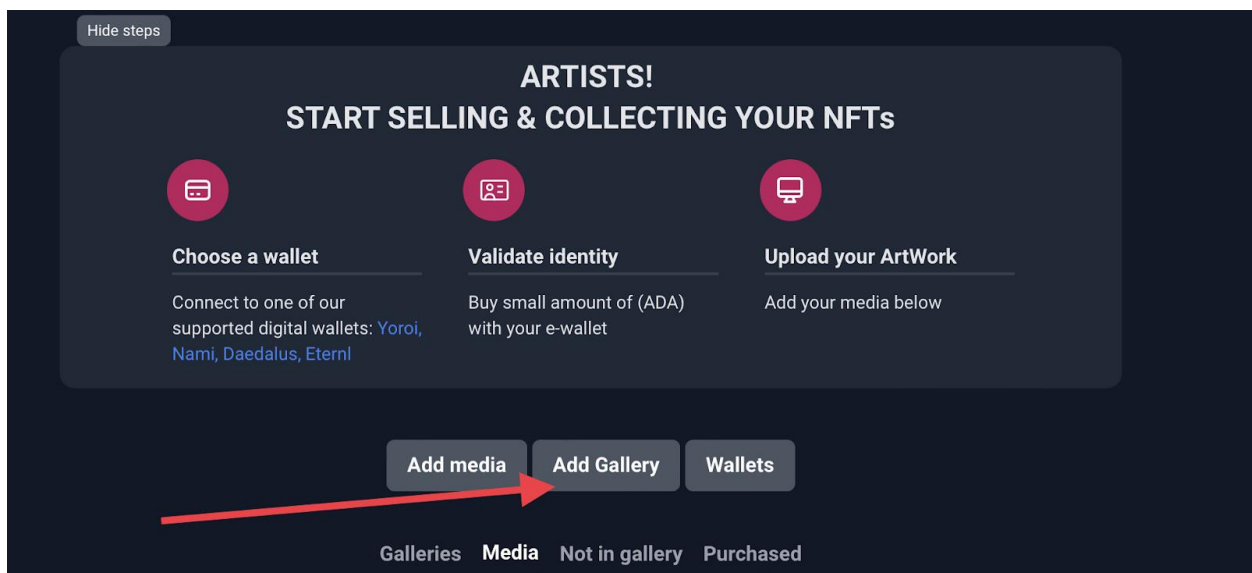
Then go down and select your 'commission wallet'. This is the wallet address that your money will be deposited into on every sale. You should only be able to select a wallet address that has been verified by our system. Now that that is done, it is time to create galleries and upload your artwork.

## STEP 5.) UPLOAD YOUR ART WORK

Click on the dashboard link to go to your dashboard:



You should first add a gallery:



Your artwork will be separated into galleries that you have decided. A gallery can be whatever you want, it is a collection of similar artworks and you can have many galleries and artwork under each gallery.

Once you have added a gallery go back to your dashboard and Add media.

Dashboard / Asset Uploader

## Create New Item

**Upload a file**  
Drag and drop your asset

PNG, JPEG, WEBP, MP4 or MP3

**Title**  
Item name

**Description**  
The description will be included on the item's detail page.  
Provide a detailed description of your item

**Gallery** [Add New](#)  
No Gallery

**Price**  
Enter price for your piece in ADA

**Keywords**  
Separate keywords with , i.e. nft,art,ada  
Make item more discoverable

I agree to [terms and conditions](#)

Create

Here, you may upload your file by dragging it into the box.

- Your media item must be under 100 mb.

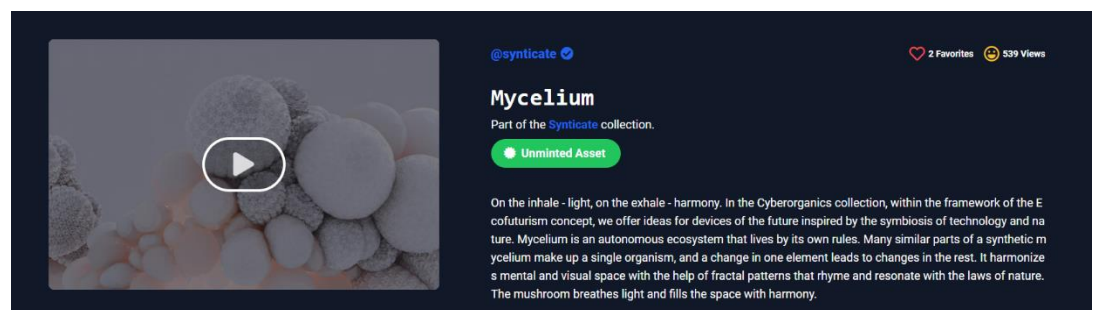

To better sort your art work provide a title and description. select the gallery to add it to. Feel free ADD as many of artwork you want to feature and sell on our marketplace.

ABOVE 20 ADA.

Adding comma delimited list of keywords to make your art discoverable. You may add any artwork that you want without a gallery if you like, it will not show up in the search engine for sale if you do not add it to a gallery.

Once your gallery of art is uploaded you are **READY FOR SALE!**

**YOUR ON YOUR WAY TO SHOWCASE YOUR NFT ART FOR SALE!**



**Need more help getting setup with Animation.com, please join**

**us on Discord :**  **animation.com**

**View this on our site at:** <https://www.animation.com/getstarted>

**Follow us on Twitter:** [https://twitter.com/Animation\\_Com](https://twitter.com/Animation_Com)

**See us on Instagram:** [animationdotcom](https://www.instagram.com/animationdotcom)